

Letter from the Executive Director

Dear friend of the A&H,

This report reflects our most recent audited financial figures from the fiscal year running from October 1, 2020 to September 31, 2021. At the time, we were working hard to remain a place of inspiration and sanctuary for the community during the Covid pandemic.


The organization emerged from that period with a slate of new programming and exhibitions that have led to an increase in engagement and attendance, which can be seen in the audience numbers from our most recent fiscal year, which concluded on September 31, 2022.

We're excited to share our accomplishments with you, and look forward to continuing to serve the community in 2023!

Sincerely,



Danielle Thomas
Executive Director



Summary of 2021-22 Programs

- New Event – Free monthly Little Creatives events for toddlers & their caregivers began in April 2022.
- New Event – Free monthly Last Wednesday evening hours and curator tours began in March 2022. *Our neighbor Audubon Center for Birds of Prey brought an eagle for Last Wednesday guests to meet in July!*
- Field Trips & Partnerships –including art activities at 8 Boys & Girls Clubs over the Summer, and a new partnership with Girl Scouts to earn an art patch – 60 girls & 40 family members participated in September.
- Outreach – at events including Maitland's National Night Out, Winter Park Sidewalk Art Festival, and more.
- Tours for college students, seniors, homeschool groups, and others – from Valencia Community College and Hungerford Elementary to Maitland Women's Club – all explored our campus with experienced museum staff.
- 4 Artist Talks & 4 History Talks
Several local college professors offer extra credit for attending these history talks that are related to our exhibitions – along with topics like local LGBTQ+ history during Pride Month.



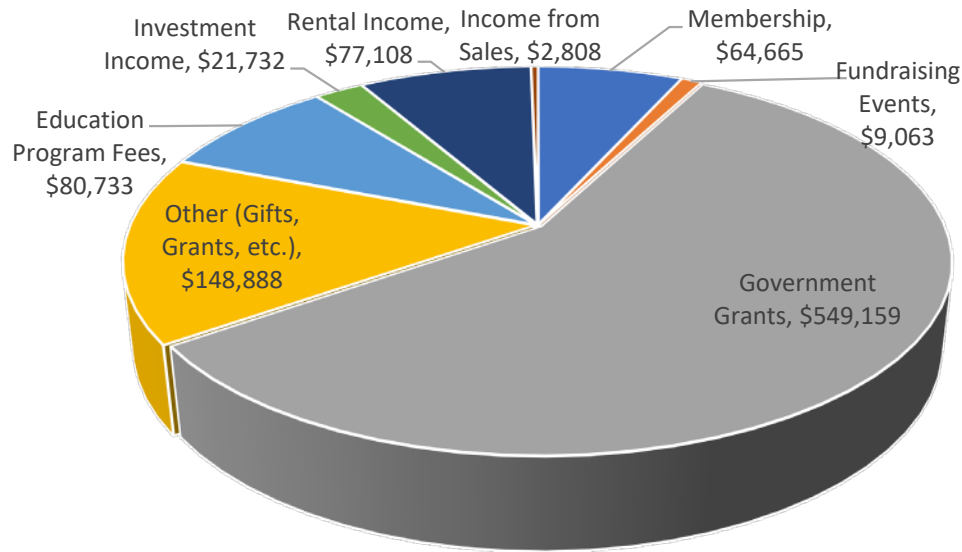
ART & HISTORY MUSEUMS
MAITLAND

Annual Report

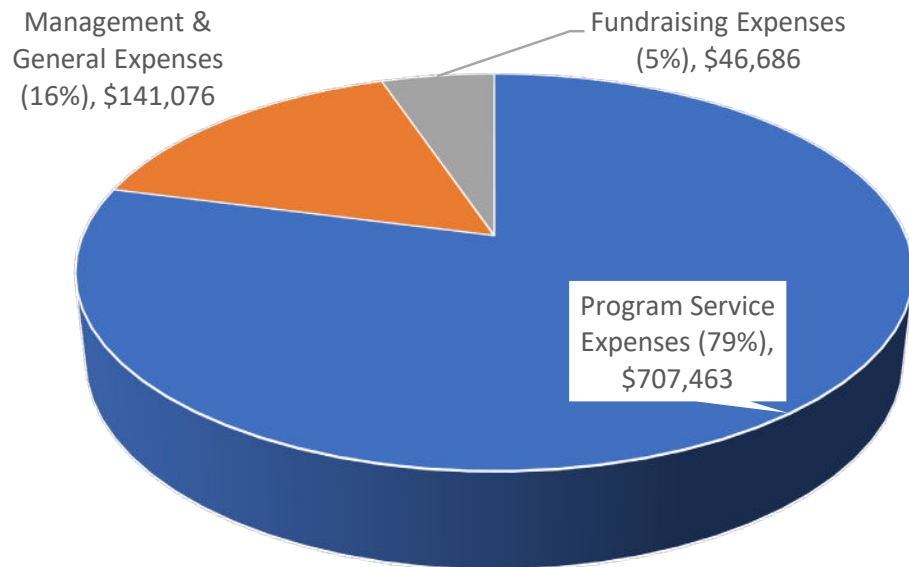
Fiscal Year 2021-22

231 W. Packwood Ave. Maitland, FL 32751
artandhistory.org

Revenue for fiscal year ending September 30, 2021 = \$954,156



Expenses for fiscal year ending September 30, 2021 = \$895,225



Visitors Served

With a new slate of free and low-cost expanded access programming, which has increased museum traffic by **56%** from 2021 to 2022, A&H has impacted the community more than ever.

From October 1, 2021 to September 30, 2022, A&H reached 45,558 individuals

Adults & seniors served: 27,599
 Children: 7,370
 Unknown: 10,589

Artists & Students Served

5 Artists in Action

2 Artists in Residence

5 Contemporary Exhibition Artists

Education – Art School & Outreach:

1,317 children

1,627 adults

Hours of Volunteer Service

675.4 from 48 volunteers

These hours include college interns, high school students obtaining Bright Futures scholarships, adult community members, corporate groups, and other community service.

Note: FY 2021-22 audit will be available in February 2023.